



ALAN W. BROWN, MD
 Inventor of the RoboMarker™
 Founder, Surgilūm

MEDICAL ADVISORY BOARD



KARL STONECIPHER, MD
 "The greatest thing I like about the RoboMarker™ is its ease of use and the fact that the marks last for over an hour. It really has improved my outcomes and my patient flow."



MITCHELL A. JACKSON, MD
 "RoboMarker™ is the most accurate way to mark for intended toric axis alignment prior to toric IOL and/or astigmatic corneal incision surgery due to its automatic cyclotorsion adjustment."



GEORGE O. WARING, MD
 "The RoboMarker™ is an advancement in the surgical planning of astigmatism correction. The intelligent balance takes the guesswork out of your alignment and is intuitive to use."



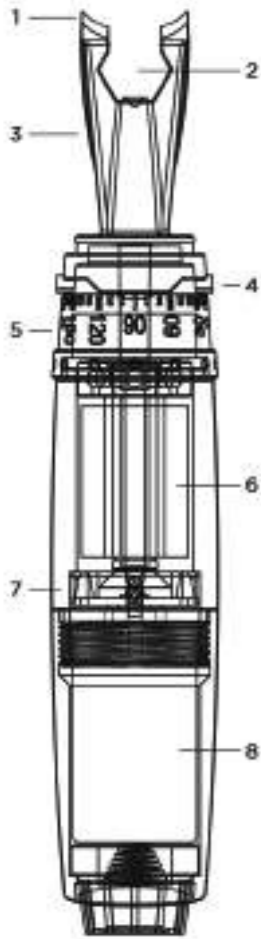
WILLIAM TRATTLER, MD
 "The RoboMarker™ is very easy to use in the Preop area, and once marked, it makes aligning toric IOLs very easy."



R. DAX HAWKINS, MD
 "When marking the axis for surgery, I need something that's accurate, quick and easy. The RoboMarker™ is all of these in a package that fits in the chest pocket of my scrubs."



RON KRUEGER, MD
 "When astigmatism correction is needed to make a difference in outcomes, the Robomarker™ makes a difference in the axis alignment."



- 1. Pre-Inked, Sterile
- 2. Wide View Marking
- 3. No Wait, Disposable Tips
- 4. Axis Indicator
- 5. Easy Axis Dial
- 6. Self-leveling Precision Bearing Weight System
- 7. Auto-off Fixation Light Circuit
- 8. Replaceable 2-year Battery

Spectrum Fernbank House, Springwood Way, Macclesfield, Cheshire, SK10 2XA
 Tel: 01625 618816 • Fax: 01625 619959 • Email: enquiries@spectrum-uk.co.uk

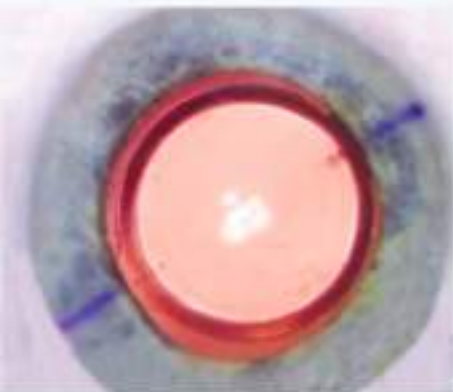
www.spectrum-uk.co.uk

AT THE FOREFRONT OF OPHTHALMIC TECHNOLOGY



Member of Vision Ophthalmology Group

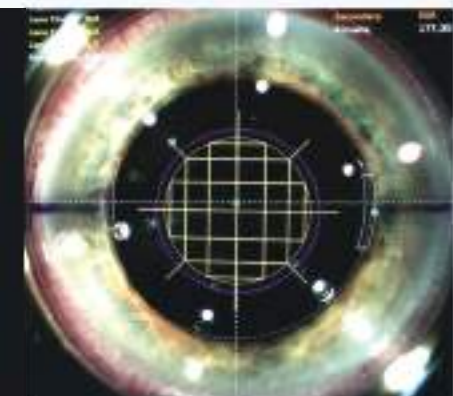
www.spectrum-uk.co.uk



Used for Toric IOL Placement

Ink marks using the RoboMarker's dry-ink formula last up to two hours and maintain clear, crisp lines. No autoclave wait and single step marking means a more efficient surgical day.

Profiled as one of the top eight innovations at ASCRS 2014, Surgilūm's state of the art RoboMarker redefines corneal marking for astigmatic surgery. The RoboMarker places corneal marks within 1 degree of accuracy that last up to two hours. By redesigning the process of marking, the single-use RoboTip offers surgeons a safe and efficient method for achieving long-lasting precise marks, an efficient surgical day, and brilliant patient outcomes.



Used for Femtosecond Laser Alignment

Premium results depend upon accurate marks. The RoboMarker's self-leveling high precision ball bearing based pendular mechanism ensures that your Femtosecond Laser is aligned properly for optimal surgical results.

ROBO MARKER™

The world's first self-leveling corneal marker with pre-inked, sterile, disposable tips and an integrated fixation light.



You are a Premium Surgeon.

You invest exorbitantly to gather premium pre-op data.

Your patient trusts you for a premium result. And now...

Your personal premium RoboMarker. Let it take you there.

Efficient • Accurate • Elegant



Member of Vision Ophthalmology Group

Spectrum Fernbank House, Springwood Way, Macclesfield, Cheshire, SK10 2XA
Tel: 01625 618816 • Fax: 01625 619959 • Email: enquiries@spectrum-uk.co.uk



ROBOTIP

The disposable companion to RoboMarker.

Sterile

No more waiting for the autoclave

Pre-inked

Our unique gentian violet ink lasts up to 2 hours

Disposable

The single-use RoboTip makes marking your patients as easy as putting on a new tip

VIEW THE
ROBOMARKER
IN ACTION



US and International Patents Pending