



BETTER INFORMATION + BETTER DECISIONS = BETTER OUTCOMES



THE iTRACE PROVIDES YOU WITH **BETTER INFORMATION**

- ✓ True Ray Tracing powers the iTrace to measure through almost any eye with more accuracy than other technologies.
- ✓ Identify the best treatment approaches from the many available IOLs and therapeutics after a quick yet thorough assessment of a patient's quality of vision.
- ✓ Track changes in vision performance over time with patented indices for cornea, lens and total vision: **Corneal Performance Index (CPI™)**, **Dysfunctional Lens Index (DLI™)** and **Quality of Vision Index (QVI™)**.

WITH THIS INFORMATION, YOU CAN MAKE **BETTER DECISIONS**

- ✓ The NEW **Prime Dashboard** provides efficiency with all critical information accessible on one screen.
- ✓ The **Patient Education Display** helps you inform patients about the quality of their corneal, internal, and combined vision using exclusive indices and the simulated Snellen "E", while providing **ROI** through increasing premium conversions.
- ✓ Highly accurate measurements, **Wavefront Ks**, corneal topography, fast refractions, **Tear Film Analysis** all make surgical planning more comprehensive.
- ✓ The **Toric Planner** helps identify optimal toric lens placement, makes available a full database of toric IOLs, and assists with precise placement using landmarks during surgery.

ACHIEVE **BETTER OUTCOMES** FOR YOUR PATIENTS AND YOUR PRACTICE

- ✓ Improved results and more satisfied patients after surgery.
- ✓ Post-op verification using **Toric Check** reviews the placement and power of a toric lens without the need to dilate. If correction is needed, Toric Check calculates the exact rotation needed to achieve the best possible results.
- ✓ Solve post-operative, 20/unhappy mysteries by knowing the true source of the patient's dissatisfaction.

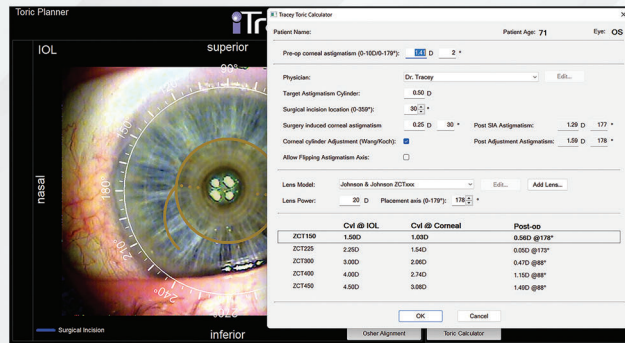
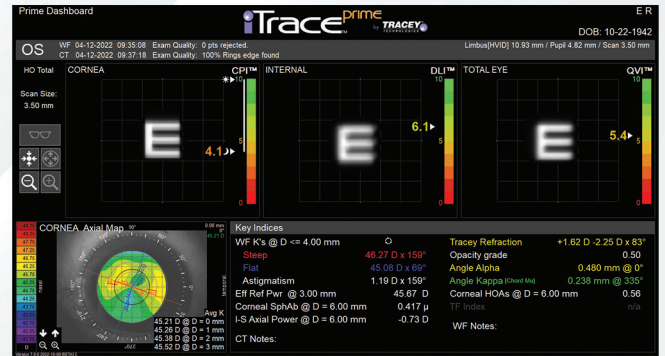
Studies have shown that when a case requires precise data, only the iTrace is able to dependably provide it.

The iTrace is used before, during, and after surgery to qualify a patient's vision, choose the right IOL, plan toric lens placement, confirm the alignment post-op, and above all, improve outcomes.



BEFORE SURGERY:

The Prime Dashboard display allows you to easily identify issues with a patient's corneal and internal vision separately, making the "vision mystery" a thing of the past. Know in advance if a patient's tear film, potential corneal performance and optical alignment will support a premium lens, taking the guess work out of determining candidacy.

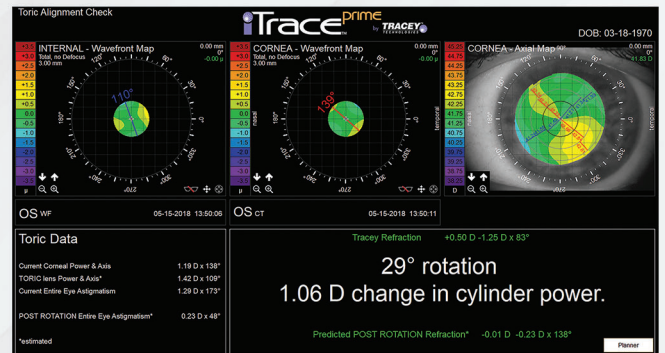


PLANNING SURGERY:

The iTrace is clinically proven to be the most accurate tool of its kind when classifying higher order aberrations and is unique in that it provides precise wavefront Ks - information you need to select the optimal IOL and carry out your lens procedures.

AFTER SURGERY:

The iTrace is the only device on the market that can scan through IOLs in situ without needing to dilate. A simple post-op scan enables you to easily review the placement and power of a toric lens and when necessary, calculate the exact amount of rotation needed to optimize correction.



What iTrace Users Are Saying:

“The iTrace is the heart and soul of my cataract evaluations.”

Paul Singh, MD
Kenosha, WI

“The iTrace helps surgeons by providing informative measurements on which we can build our recommendations, and paths to avoid for certain patients. It's a tool that helps you refine your techniques.”

Dee Stephenson, MD
Venice, FL

“For a busy practice like ours, the iTrace pays for itself within a year by helping us to facilitate those premium lens discussions and allowing us to add 5 to 10 premium cases a month.”

Jesse McKey, MD
Houston, TX

